

## Review Paper

## Development and Validation of the Iranian Neonatal Prematurity Minimum Data Set (IMSPIMDS): A Systematic Review Using Focus Group Discussion and the Delphi Technique



Shahrbanoo Pahlevanynejad<sup>1</sup>, Navid Danaei<sup>2</sup>, Mehdi Kahouei<sup>3</sup>, Majid Mirmohammadkhani<sup>4</sup>, Elham Saffarieh<sup>5</sup>, Reza Safdari<sup>\*</sup>

1. Department of Health Information Management, School of Allied Medical Sciences, Tehran University of Medical Sciences, Tehran, Iran.

2. Department of Pediatric, Semnan University of Medical Sciences, Semnan, Iran.

3. Department of Health Research Center, Semnan University of Medical Sciences, Semnan, Iran.

4. Department of Epidemiology and Biostatistics, Semnan University of Medical Sciences, Semnan, Iran.

5. Abnormal Uterine Bleeding Research Center, Semnan University of Medical Science, Semnan, Iran.



**Citation** Pahlevanynejad S, Danaei N, Kahouei M, Mirmohammadkhani M, Saffarieh E, Safdari R. Development and Validation of the Iranian Neonatal Prematurity Minimum Data Set (IMSPIMDS): A Systematic Review Using Focus Group Discussion and the Delphi Technique. Journal of Pediatrics Review. 2022; 10(1):17-28. <http://dx.doi.org/10.32598/jpr.10.1.986.1>

**doi** <http://dx.doi.org/10.32598/jpr.10.1.986.1>



## Article info:

Received: 17 Jun 2021

First Revision: 22 Sep 2021

Accepted: 14 Nov 2021

Published: 01 Jan 2022

## Key Words:

Delphi, Prematurity, Maternal, Minimum Data set, Neonatal and newborn, Surveillance

## ABSTRACT

**Background:** Information systems help to collect information about patients. The minimum data set (MDS) provides the basis for decision-making.

**Objectives:** This study was conducted to determine the comprehensive national MDS for prematurity information management system (IMSPIMDS) in Iran

**Methods:** This research is a cross-sectional study with three steps, including systematic review, focus group discussion, and the Delphi technique. A systematic review was conducted in relevant databases. Then, a focus group discussion was used to classify the extracted data elements by contributing specialists in various fields. Finally, MDSs were chosen through the decision Delphi technique in two rounds. Collected data were analyzed using SPSS 26.

**Results:** In total, 233 data elements were included in the Delphi survey. The data elements based on the experts' opinions, were classified into two main categories, including maternal and newborn. The final data elements for maternal and newborn categories were 107 and 126.

**Conclusions:** The existence of a national MDS as the core of the premature newborn surveillance program is essential and leads to appropriate decisions. We developed and internally validated an MDS for prematurity studies. This study generated new knowledge to enable healthcare system professionals to collect relevant and meaningful data. The use of this standardized approach can help benchmark clinical practice and target improvements worldwide.

\* Corresponding Author:

Reza Safdari, MD.

Address: Department of Health Information Management, School of Allied Medical Sciences, Tehran University of Medical Sciences, Tehran, Iran.

Tel: +98 (912) 1494760

E-mail: rsafdari@tums.ac.ir

## 1. Introduction

**P**reterm birth is childbirth occurring at less than 37 completed weeks (1). About 120 million babies are born worldwide each year, about 25 million of whom are underweight at birth, and the proportion is about 50% in some parts of Asia (2). Every year, 15 million babies are born preterm in the whole world (1, 3), which is more than 1 in 10 live births (3). Approximately 1 million children die each year due to complications of preterm birth (1, 4).

The World Health Organization (WHO) estimates that about 95% of the world's low birth weight babies are born each year in developing countries, including 72% in Asian countries and 8% in the Middle East (5). According to statistics, an average of 32 million low birth weight babies are born each year in low-income countries, two-thirds of which are in Asia (6). Premature birth occurs in about 9.6% worldwide and about 11.1% in Southeast Asia, and is one of the three leading causes of neonatal death, accounting for 15% of complications of preterm delivery, including respiratory distress syndrome and intrauterine bleeding, necrotizing enterocolitis, and infection (7).

Worldwide, the mortality rate of preterm infants is 40 times greater in infants weighing more than 2,500 grams (5). According to reports from the United States in 2013, 23,446 infants died in the first year of life, and one-third of infants died of preterm births (8). In India, 3.6 million pregnancies a year are affected by preterm birth and lead to premature infant death or subsequent complications and disabilities (9).

The risk of giving birth to a premature baby is increasing and these babies, in addition to other complications of this condition, suffer from disabilities in the nervous system, breathing, and digestion (10). Premature delivery also has major neonatal complications, including respiratory distress syndrome, neonatal mortality, and pregnancy in pregnant women from 28 to 36 weeks of gestation (7). Hypoglycemia, hypocalcemia, hypothermia, and hypoxic-ischemic events are more common in premature infants (2). Premature birth is caused by factors, such as premature rupture of the amniotic sac, maternal infections, and special economic and social conditions, which is the second leading cause of death in children under 5 years (44%) and causes various diseases leading to the admission to and hospitalization of premature infants in the neonatal intensive care unit (11, 12).

A baby's physical health as a child, as well as his or her mental health status at an older age, depends heavily on his or her birth weight, and today it is believed that low birth weight babies are more likely to have motor, speech, hearing, learning, and disability disorders (13). From an economic point of view, low birth weight infants impose a lot of costs on the health system of countries; In the United States, for example, premature infants, although they make up only 7% of infants, account for more than 25% of medical expenses during the first year of life (14).

Identifying the factors associated with the disease and ways to prevent it and managing this data can help reduce premature births, complications, and mortality, and electronic health records are undoubtedly key technologies in the field of care that can meet all the vast and complex needs of the health field (15). Although there are different technologies for creating a system, if a system is designed on the web, more capabilities will be added to this system, so that stakeholders in the system anywhere can use this system for educational and research purposes (16, 17).

Recent studies have shown that text messaging (SMS) as a mobile intervention in antenatal care can quadruple or increase the number of users of WHO recommendations and also reduce mortality during pregnancy (7). In other words, global coverage of good quality-based care worldwide could prevent approximately 113,000 maternal deaths, 531,000 fetal deaths, and 1.3 million infant deaths per year by 2020 (18).

Patient registries collect information about persons with specific health diagnoses or conditions and are known as critical instruments in medical research, clinical epidemiology, and quality management (19). The number of registries is constantly increasing and their usage is common for different purposes, such as public health, epidemiology, quality control, clinical registries, and disease-specific registries over the last years (20). Despite the ingression of information technology systems into the medical field and the genesis of huge amounts of data by these systems and registries, there is always a deep gap space between collecting, storing, interpreting, and using them (21–23). Despite recent advances in medical science, premature infants are still at risk as a group of people (24). Implementing an information management system can play an effective role in identifying patients and groups at risk, reducing outcomes, economic costs, and optimal resource allocation (25). Poor quality routine data on care processes and outcomes constrain healthcare system improvement

(26) DIPLOMATIC (Using evidence, Implementation science, and a clinical trial Platform to Optimise MATernal and newborn health in low Income Countries.

Accordingly, designing and performing minimum data set (MDS) in health care organizations and institutions as a basic and essential step of disease information management is necessary and required (27). MDS is defined as a comprehensive, standardized account of the characteristics and needs of a system (28). MDSs share a common language and are designed to support an integrated system of care that can support cross-sector clinical and managerial decision-making (29). The purpose of all MDSs, as main health data elements, is to ensure comparability and conformity of the data using standard data elements with uniform definitions (30). Also, the MDSs are the foundation of information systems and registries to improve the communication between individuals and organizations involved in the care plans (31, 32).

The current study was conducted to determine the comprehensive information management system for premature infants' MDS for IMSPIMDS in Iran.

## 2. Materials and Methods

Several methods can be used to determine and develop an MDS, such as interviewing experts in each area, reviewing literature and documents, and available systems and the data sets (28, 30, 33). This research is a cross-sectional study performed in 2020. A combination of literature review and an expert consensus was used to retrieve relevant data resources. The IMSPIMDS was developed via a three-round process:

### Round 1: identification of the data elements using the systematic reviews

In the first round of this study, Data were gathered basically from selected countries including the United States, Australia, Canada, and Brazil, and maternal and child registries and surveillance systems. In addition, relevant information was retrieved by reviewing the guidelines, documents, strategies, reports, forms, and credible websites.

Subsequently, a review was conducted in relevant databases, including PubMed (Appendix 1), Scopus, Web of Science, ProQuest, Embase/Medline, and Google Scholar search engine to identify appropriate related sources. Keywords that were used to search for sources of information included words related to the concepts

of MDS or registry (data set, common data element, MDS, registries, information system, electronic health record, and database) and words relating to PIMS (prematurity, preterm birth, low birth weight, and light for gestational age).

Articles without limitation of time and year were extracted from September 2020 up to December 2020 (Figure 1). Our inclusion criteria were full-text papers with the keywords in the title or abstracts, studies that were reported from a health system, and studies published in the English language. In addition, review and systematic review articles that were included in the search result, and articles not reporting a registry or registries not implemented at the minimum level or did not specifically monitor premature newborns were excluded. This systematic review of the literature ensures that the set of data elements is considered for inclusion in the comprehensive, and not simply the currently or commonly used set of elements.

### Round 2: classification of the data elements using the focus group discussion

The identified data elements during the first round of the research employed various classifications of the data elements. Therefore, a focus group discussion was sorted to classify the extracted data elements and develop a questionnaire by exploring participants' knowledge and experiences. This focus group was held in the division of neonatology at Semnan University of Medical Sciences with eight experts: two neonatologists, an expert in gynecologist, an epidemiologist, one person with a Ph.D. degree in medical information management, and a health informatics Ph.D. from various departments of Semnan University of Medical Sciences, and a person with a Ph.D. degree medical information management of TUMS.

The questionnaire was constructed using the data elements of the mentioned checklists, including:

The respondents' demographic information, including age, gender, education, participants' expertise, course, faculty, and workplace, which is the first part of each of the following questionnaires.

Proposed maternal MDS in four data main categories with a total of 107 data elements classified to demographic: N=27, prenatal: N=27, pregnancy, N=31, and finally, delivery and childbirth, N=22.

Proposed newborn MDS in eight data main categories with a total of 126 data elements classified to demographic: N=24, admission: N=8, birth: N=40, NICU admission: N=12, conducted intervention: N=11, discharge status: N=20, alerts and reminders: N=7, and reporting: N=4.

Three sessions lasted 12 h. Based on the opinions of each of the eight experts, any extracted data elements that the experts believed were not practical were eliminated. After finalizing the comments, the final version questionnaire was designed.

### Round 3: validation of the questionnaire data elements using the Delphi technique

Using the Delphi technique, the content validity of the questionnaire was evaluated using the comments from the expert team and its reliability was calculated through Cronbach's alpha of 0.938 for maternal and 0.915 for newborn questionnaires. The final data elements were chosen by the 31 samples of 37 cases in Amir Al-Momenin mother and children hospital affiliated with the Semnan University of Medical Sciences. The decision Delphi technique was applied to get these hospital's physician's ideas in two rounds. Dalkey and Helmer used the Delphi technique originally in 1963, which is a structured interactive technique that involves a group of invited experts to answer questionnaires in two or more rounds (34).

Collected data were analyzed by IBM SPSS 26 (SPSS Inc., Chicago, IL), descriptive statistics, and a frequency distribution report. In this way, the questionnaire items were scored on a 5-point Likert scale (completely agree, agree, no idea, disagree, and completely disagree). Additionally, at the end of each part, a row as a blank row was used to record specialist recommendations. According to the pattern, our decision-making about the elements was as follows: data elements with agreement levels less than 50% were excluded in the first round, 50–75% agreement levels entered the second round, and agreement levels of more than 75% were accepted in the first round of the Delphi technique. In the second round, an agreement level of 75% was considered on each data element. In the end, the final data elements of the MDS were achieved. Before distributing the questionnaire, among experts, the importance of IMSPIMDS was briefly described for them.

## 3. Results

### Round 1

Based on the search strategy (Table 1) and appendix 1 for PubMed database search results, 2926 articles were retrieved and 47 papers were comprehensively surveyed.

At this round, the related papers and maternal and child registries in other countries, including Austria (35), Canada (36), China (6, 37, 38), Brazil (39–41), France (42), Bangladesh (43), Norway (44), Sweden (28, 45, 46), Taiwan (10), the United Kingdom (UK) (47), and the USA (8, 48) and other countries were reviewed; the required MDS for establishing IMSPIMDS registry system was identified and entered into the checklist. According to data sets obtained through scientific studies, articles, references, standard forms, and guidelines, 233 data elements were identified.

The protocol of this round of study was registered in the PROSPERO database with ID=CRD42021258470. The systematic review protocol of the preterm infant information management system is available at the following address: [https://www.crd.york.ac.uk/prospero/display\\_record.php?ID=CRD42021258470](https://www.crd.york.ac.uk/prospero/display_record.php?ID=CRD42021258470)

### Round 2

Based on the experts' opinions, the Information Management System for Premature Infants' Minimum Data Set (IMSPIMDS) data elements were divided into two main categories: maternal with four sections and newborn with eight sections. At this round, the total number of data elements for maternal and newborn categories was 107 and 126, respectively. This MDS was provided in the form of a questionnaire to 37 physicians, including neonatologists, pediatricians, gynecologists, and residents of these fields. Of 37 sent questionnaires, 31 cases were returned. Table 2 shows the attending experts' demographic characteristics.

### Round 3

The findings of the first round showed that 232 data elements were approved for the IMSPIMDS registry and one was rejected and one added. Moreover, the findings of the second round of the present study showed that all data elements for maternal and newborn requirements were approved. After applying two rounds of the decision Delphi technique, the final data elements for

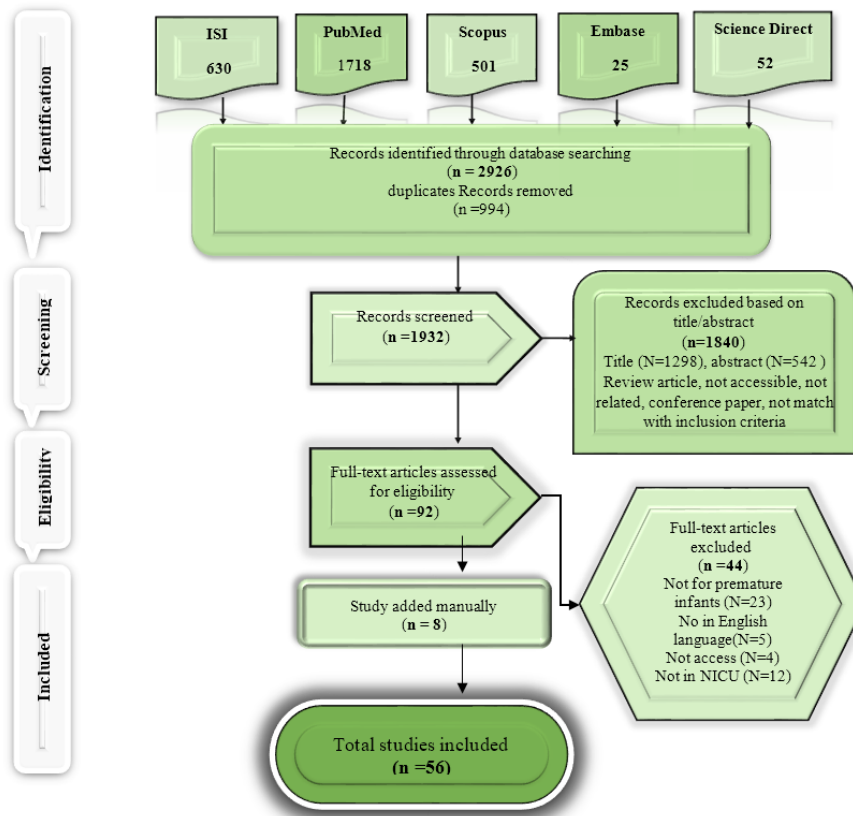


Figure 1. PRISMA study protocol

maternal and newborn categories were 107 and 126, respectively (Tables 3 and 4) (Figure 2 and 3).

#### 4. Discussion

The Delphi study resulted in a 223-item MDS, specifically designed to support the current and ongoing evaluation of premature newborn treatment and outcomes. Until now, clinicians, researchers, and executives have

had little-to-no guidance and directory on the clinically relevant and consistent reporting of prematurity data (49). Safdari et al. reported that determining the MDS to meet the basic needs for the establishment of a surveillance system is necessary (50). This study achieved its aim to develop an MDS for prematurity data management (IMSPIMDS), with accompanying physician alarms and parents’ educational reminders. Also, it generated new knowledge to enable healthcare systems, profes-

Table 1. Literature search terms.

Row	Categories	Search terms
1	Prematurity	Prematurity, premature, light for gestational age, low birth weight, small for gestational age, SGA, LBW, extremely low birth weight, preterm, preterm birth, preemies, premmies, early birth, preterm delivery, and preterm labor
2	Newborn	Neonatal, neonate, infant or baby, neonate, neonatal, prenatal, and perinatal
3	1 AND 2	
4	Maternal	Maternal, mother, maternity, pregnancy, pregnant, and motherly
5	3 AND 4	
6	Registry	Information system, electronic health record, database, dataset, computerize, or register*
7	5 AND 6	

**Table 2.** Characteristics of the experts

Characteristics		No. (%)
Gender	Male	9(29.0)
	Female	22(71.0)
Education	Super specialty	6(19.4)
	Specialty	12(38.7)
	Resident	13(41.9)
Course	Neonatology	2(6.5)
	Gynecology	18(58.1)
	Pediatric	11(35.5)
Job	Physician	18(58.1)
	Student	13(41.9)
Faculty Member	Yes	16(51.6)
	No	15(48.4)
Workplace	NICU	16(51.6)
	Gynecology	15(48.4)

Journal of Pediatrics Review

**Table 3.** Data classes for a minimum data set of prematurity information management registry

Data Categories	Data Classes	Number of Data Elements	First Round of Delphi			Second Round of Delphi			Third Round of Delphi
			<50%	50-75%	>75%	<50%	50-75%	>75%	
Maternal	Demographic	27	0	3	24	0	1	26	27
	Prenatal	27	0	1	26	0	0	27	27
	Pregnancy	31	0	6	25	0	3	28	31
	Delivery and Child Birth	22	0	4	18	0	1	21	22
Newborn	Demographic	24	0	3	21	0	2	22	24
	Admission	8	0	0	8	0	0	8	8
	Birth	40	0	9	31	0	5	35	40
	NICU admission	12	0	4	8	0	0	12	12
	Interventions	11	0	2	9	0	0	11	11
	Discharge	20	1	3	16	0	1	19	20
	Alerts and Reminders	7	0	1	6	0	0	0	7
Reporting	4	0	0	4	0	0	0	4	
Total		233	1	38	194	0	13	220	233

Journal of Pediatrics Review



**Table 4.** Minimum data set approved by the experts for prematurity information system registry

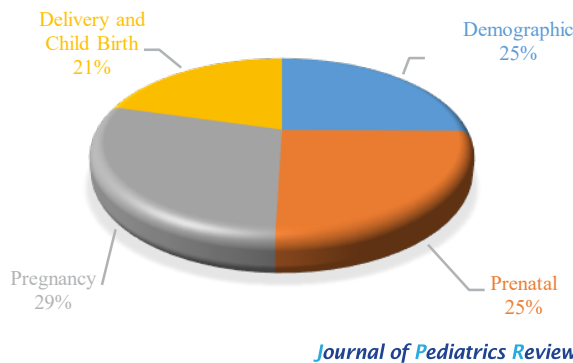
Data Categories	Data Class	Data Elements
Maternal	Demographic	Record number, national code, name, sure name, father name, birth date, mother age, father age, mother nationality, father nationality, birthplace, marital status, mother education, father education, mother job, father job, monthly income, socio-economic status, insurance, supplementary insurance, place of living, admission date, admission time, address, postal code, phone number, and mobile number
	Prenatal	Mother height, pregnancy start weight, delivery weight, mother blood group, pregnancy hx, past pregnancy status, past gravida number, abortion hx, past para number, past delivery method, pregnancy interval, infertility hx, Past preeclampsia, prematurity hx, past pregnancy complication, past delivery complication, family hx, tea and coffee, alcohol, cigarette, opium, past drug, past surgical hx, underline disease, menarche age, marital duration, contraception.
	Pregnancy	Screening, prenatal care, test result, first prenatal care date, weight, BMI, PAHx, LMP, EDC, GA, pregnancy status, past gravida, delivery interval, complications, tea, coffee, alcohol, cigarette, and opium use, X-ray, Lead, amnion color, sonography result, AFI, use of the drug, supplement drug use, nutrition status, physical activity, sexual activity, stress, and complicated diseases
	Delivery and Child Birth	Weight, weight gain, prenatal care index, admission history, Gage, PROM, delivery method, anesthesia method, fetal presentation, delivery place, delivery outcome, newborn status, newborn count, antibiotic use, drug use in delivery, pregnancy complication, current delivery complication, amniotic fluid color, sonography test result, sonography AFI, labor team, and mother's death
Newborn	Demographic	Record number, national code, name, sure name, father name, newborn gender, mother nationality, father nationality, birthplace, hospital name, mother education, father education, mother's job, father's job, monthly income, insurance type, supplement insurance, living place, address, postal code, mother' phone, father phone number, admission date, and admission time
	Admission	Hospital name, referral from, referral to, admission status, doctor's name, nurse's name, admission date, and admission time
	Birth	GA, BW, BH, HC, VS, apgarmin1, apgarmin5, newborn count, delivery method, birth intervention, tracheal tube, injuries, umbilical ABG, resuscitation, CPAP, excessiveo2, congenital anomaly, respiratory system, nervous system, immune system, urinary system, digestion system, musculoskeletal system, blood system, ocular system, auditory system, cardiovascular system, genitalia system, metabolic disorder, skin, feeding, consciousness, birth by a midwife, birth certifier, birth certify no, pediatrician name, primary diagnosis, and final diagnosis
	NICU admission	Ward entrance weight, ward height, ward HC, ward temperature, ward VS, discharge nurse, ward admission status, ward admit recommendation, ward primary Dx, midterim diagnosis, Parents learning
	Interventions	Respiratory support, medical intervention, noninvasive intervention, operation, vaccination, used drugs, lab data, sonography and radiology results, echo and ECG, EEG, and clinical consultation
	Discharge	Center name, discharge weight, discharge height, discharge CC, discharge VS, lab result, x-ray result, discharge type, transformation, death information, discharge date, discharge time, discharge physician, Discharge nurse, discharge status, discharge recommendation, prescribed drugs, discharge nutrition, refer to another center, and parent's education
	Alerts and Reminders	O2 saturation, respiratory, V/S, parents to hospital, parents to ward, Vaccination, and parent's education
Reporting	General reports, mother reports, newborn reports, and Hybrid reports.	

sionals, decision-makers, and government policymakers to collect relevant, useful, and meaningful data to reduce the incidence of prematurity and low birth weight.

Non-standard data gathering methods provide data relevant to the health status of older populations, but they may not be comprehensive or representative. Collecting uniform, clinically rich data, including risk factors, treatments, and outcomes at key points for a particular disease or procedure are very important for the treatment team. In addition, they provide rapid or real-time feedback/reports at patient and population levels to fa-

cilitate care delivery, coordination, quality improvement, and quality reporting. A patient registry is an organized system that uses observational study methods to collect uniform data (clinical and other) to evaluate specified outcomes for a population defined by a particular disease, condition, or exposure, and that serves a predetermined scientific, clinical, or policy purpose (51).

Well-defined data gathering is used for patient registration, medical center identification, insurance and reimbursement, medical research, outcome evaluation, and administrative reports (52). In this study, the administra-

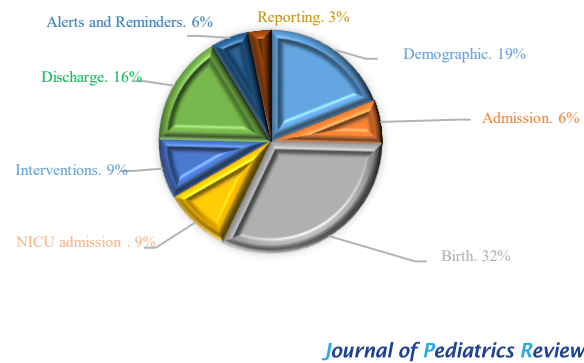


**Figure 2.** Maternal minimum data set classification

tive data were categorized into nine different data classes. They are more comprehensive than similar hospital MDSs, such as those of New Zealand (35), England (28), and France (42), which have more data elements, especially in the legal, incident, and geographic data classes.

In this study, our MDS for prematurity information management system contained not only clinical data but also administrative and financial data of patients. We classified the MDS into two main categories of maternal and newborn and some classes and subclasses. In another study in 2020, the Neonatal Abstinence Syndrome Minimum Data Set (NAS-MDS) was developed, and MDS was divided into two main categories for mothers and infants (31). Consequently, an MDS was designed for child abuse, in seven categories as follows: demographic data, incident-related data, medical history, diagnostic tests, incident nature, therapeutic measures, and other required data (33). In this research, MDS for prematurity was classified into 11 classes for mother (demographic, prenatal, pregnancy, delivery, and childbirth) and newborn (demographic, admission, birth, NICU admission, interventions, discharge, alerts and reminders, and reporting).

In this study, one of the classes considered in the system is the communication with the physician and the treatment team to inform them of the vital condition of the newborn regarding the level of blood oxygen saturation and respiration, which is usually done by the patient care nurse by making a phone call to the doctor. This possibility, in addition to timely notification of the physician and his rapid intervention, reduces the workload of nurses to contact physicians. In this MDS, decreased blood oxygen saturation, respiration rate, and pulse rate cases were considered to create an alarm to the physicians' mobile phones. During both stages of the Delphi study, sending alarms received the full score,



**Figure 3.** Newborn minimum data set classification

and all members of the expert team agreed to be in the set. This shows the importance of the issue.

Premature babies are very different from other babies in terms of care due to their very small size and have a high cost for the country and the family, which can be helped by parents by using an education-oriented message. Announcing vaccination reminders and referring to offices and health centers for weight measurement and screening of infants can also have a significant effect on promoting neonatal health and increasing parental satisfaction. The other part of the alarm section is dedicated to providing educational messages to parents. In most studies and registration systems of other countries, the systems are dedicated only to collecting clinical data of patients and most of them did not interact with physicians, especially parents, which according to the team of experts in designing registration systems, it should be more considered.

In designing the MDS of this system, too much attention has been paid to all types of identity and demographic, socioeconomic, financial, and administrative data along with clinical data. While in many previous systems, they did not receive much attention and were more supported clinically.

## 5. Conclusion

Contemporary neonatal intensive care units collect a large amount of patient information in a variety of formats, but efficient processing of information by medical professionals is difficult. In addition, the various stakeholders in the neonatal scenario include parents and staff who play different roles and have different information requirements. A detailed and comprehensive MDS makes a standard structure of concepts that lead to creating information systems and registries. Many registration systems have been developed by many



countries in the past. However, due to the different functions of these systems and also the distinct goals of their creation, it is better to create a minimum data set before creating the system, even if it is local or regional, and then create the system. We suggest for future studies use the Delphi method along with other methods, to examine the development of MDS from other aspects. Also, we recommend that researchers use the electronic survey to reduce the cost of printing and distributing questionnaires, increase the speed of receiving answers, increase the response rate, and finally reduce the cost of maintaining the information of the survey, and also there is no need to enter information manually in this approach.

## Ethical Considerations

### Compliance with ethical guidelines

This study has no human or animal samples.

### Funding

This research did not receive any grant from funding agencies in the public, commercial, or non-profit sectors.

### Authors' contributions

Study conception and design: Shahrbanoo Pahl-evanynejad, Reza Safdari, and Navid Danaei; Acquisition of data: Shahrbanoo Pahl-evanynejad, Mehdi Kahouei, Majid Mirmohammadkhani, and Elham Saf-farieh; Analysis and interpretation of data: Shahrbanoo Pahl-evanynejad, Reza Safdari, Navid Danaei, and Majid Mirmohammadkhani; Drafting of the manuscript: Shahrbanoo Pahl-evanynejad, Reza Safdari, Mehdi Kahouei, and Navid Danaei; Critical revision: Shahrbanoo Pahl-evanynejad and Reza Safdari; All the authors read and approved the final article. All authors contributed to the study design.

### Conflicts of interest

The authors declared that there is no conflict of interest.

### Acknowledgements

This study was the first part of a Ph.D. dissertation with a research ethics certificate with the approval ID of IR.TUMS.SPH.REC.1399.126. We appreciate all the pediatricians and gynecologists involved in the Delphi review in Amir Al-Momenin hospital affiliated with the Semnan University of Medical Sciences.

## References

1. Lincetto O, Banerjee A. World Prematurity Day: improving survival and quality of life for millions of babies born pre-term around the world. *American Physiological Society* Rockville, MD; 2020; 319(5):L871-L874. [DOI:10.1152/ajplung.00479.2020] [PMID]
2. Eshraghian MR, Abolghasemi J, Ghafari J, Rajai S. [The effects of risk factor of pregnancy period on infant's weight (Persian)]. *Journal of Inflammatory Diseases*. 2008; 11(4):60-5. <http://journal.qums.ac.ir/article-1-17-en.html>
3. Chawanpaiboon S, Vogel JP, Moller AB, Lumbiganon P, Petzold M, Hogan D, et al. Global, regional, and national estimates of levels of preterm birth in 2014: A systematic review and modelling analysis. *The Lancet Global Health*. 2019; 7(1):e37-46. [DOI:10.1016/S2214-109X(18)30451-0]
4. Moller A, Patten JH, Hanson C, Morgan A, Say L, Diaz T, et al. Monitoring maternal and newborn health outcomes globally: a brief history of key events and initiatives. *Tropical Medicine & International Health*. 2019; 24(12):1342-68. [DOI:10.1111/tmi.13313] [PMID] [PMCID]
5. Deshpande JD, Phalke DB, Bangal VB, Peeyuusha D, Bhatt S. Maternal Risk Factors for Low-Birth-Weight Neonates: A Hospital Based Case-Control Study in Rural Area of Western Maharashtra, India. *National Journal of Community Medicine*. 2011; 2(03):394-8. <https://www.njcmindia.com/index.php/file/article/view/1930>
6. Wu Y, Ma Y, Wu K, Zhao W, Hu H, Yang Q, et al. Blood pressure in early and mid-pregnancy and the risk of small-for-gestational-age birth: findings of a large cohort study in China. *Journal of Human Hypertension*. 2019; 33(6):475-81. [DOI:10.1038/s41371-018-0150-2] [PMID]
7. Fletcher BR, Rowe R, Hollowell J, Scanlon M, Hinton L, Rivero-Arias O. Exploring women's preferences for birth settings in England: A discrete choice experiment. *PLoS One*. 2019; 14(4):e0215098. [DOI:10.1371/journal.pone.0215098] [PMID] [PMCID]
8. MacDorman MF, Gregory ECW. Fetal and perinatal mortality: United States, 2013. *National Vital Statistics Reports*. 2015; 64(8):1-24. <https://stacks.cdc.gov/view/cdc/61389>
9. Sharma P, Khan S, Ghule M, Shivkumar VB, Dargan R, Seed PT, et al. Rationale & design of the PROMISES study: a prospective assessment and validation study of salivary progesterone as a test for preterm birth in pregnant women from rural India. *Reprod Health*. 2018; 15(1):215. [DOI:10.1186/s12978-018-0657-6] [PMID] [PMCID]
10. Chen KH, Chen IC, Yang YC, Chen KT. The trends and associated factors of preterm deliveries from 2001 to 2011 in Taiwan. *Medicine (Baltimore)*. 2019; 98(13):e15060. [DOI:10.1097/MD.00000000000015060] [PMID] [PMCID]
11. Grigg J, Arnon S, Chase A, Silverman M. Inflammatory cells in the lungs of premature infants on the first day of life: perinatal risk factors and origin of cells. *Archives of Disease*

- in Childhood. 1993; 69(1 Spec No):40-3. [DOI:10.1136/adc.69.1\_Spec\_No.40] [PMID] [PMCID]
12. Olicker AL, Fanaroff AA, Fanaroff JM. Disorders of Calcium, Phosphorous, and Magnesium in the Newborn. In: Common Problems in the Newborn Nursery. New York City: Springer; 2019. p. 109-15. [DOI:10.1007/978-3-319-95672-5\_11]
  13. Garmaroudi G, Eftekhari H, Batebi AA. Low birth weight frequency and risk factors in Tehran. *Payesh*. 2002; 1(1):13-8. <https://www.sid.ir/en/Journal/ViewPaper.aspx?ID=44467>
  14. Golchin M, Rafati P, Taheri P, Nahavandinejad S. Effect of deep massage on increasing body weight in low birth weight infants. *KAUMS Journal (FEYZ)*. 2010;14(1):46-50. [http://feyz.kaums.ac.ir/browse.php?a\\_code=A-10-1-736&slc\\_lang=en&sid=1](http://feyz.kaums.ac.ir/browse.php?a_code=A-10-1-736&slc_lang=en&sid=1)
  15. Rezaei P, Ahmadi M, Sadogh F. A study on content, structure & nomenclature standard of electronic health record in selected organization & suggested a pattern for Iran. *Journal of Health Administration*. 2007; 10(29):55-64. [https://scholar.google.com/scholar?hl=en&as\\_sdt=0%2C5&q=+A+study+on+content%2C+structure+%](https://scholar.google.com/scholar?hl=en&as_sdt=0%2C5&q=+A+study+on+content%2C+structure+%)
  16. Singh H, Yadav G, Mallaiiah R, Joshi P, Joshi V, Kaur R, et al. iNICU - Integrated Neonatal Care Unit: Capturing Neonatal Journey in an Intelligent Data Way. *Journal of Medical Systems*. 2017; 41(8):132. [DOI:10.1007/s10916-017-0774-8] [PMID] [PMCID]
  17. Neogi SB, Malhotra S, Zodpey S, Mohan P. Assessment of Special Care Newborn Units in India. *J Heal Popul Nutr [Internet]*. 2011 [Cited 2019 Apr 28]: Available from: <http://www.banglajol.info/index.php/JHPN/article/view/8904> [DOI:10.3329/jhpn.v29i5.8904] [PMID] [PMCID]
  18. Mugisha A, Babic A, Wakholi P, Tylleskär T. High-Fidelity Prototyping for Mobile Electronic Data Collection Forms Through Design and User Evaluation. *JMIR Human Factors*. 2019; 6(1):e11852. [DOI:10.2196/11852] [PMID] [PMCID]
  19. Lindörfer D, Mansmann U. A comprehensive assessment tool for patient registry software systems: the CIPROS checklist. *Methods of Information in Medicine*. 2015; 54(05):447-54. [DOI:10.3414/ME14-02-0026] [PMID]
  20. Lindoerfer D, Mansmann U. Enhancing requirements engineering for patient registry software systems with evidence-based components. *Journal of Biomedical Informatics*. 2017;71:147-53. [DOI:10.1016/j.jbi.2017.05.013] [PMID]
  21. Dalle J, Hastuti D, Mahmud M, Prasetya I, Baharuddin B. DeLone and McLean model evaluation of information system success: A case study of master program of civil engineering Universitas Lambung Mangkurat. *International Journal of Advanced Science and Technology*. 2020; 29(4):1909-19. <http://eprints.ulm.ac.id/9264/>
  22. Opoku D, Pobee F, Okyireh RO. Determinants of e-learning system adoption among Ghanaian university lecturers: An application of information system success and technology acceptance models. *Humanities*. 2020; 5(1):151-68. [DOI:10.20448/801.51.151.168]
  23. Sener A, Barut M, Oztekin A, Avclar MY, Yildirim MB. The role of information usage in a retail supply chain: A causal data mining and analytical modeling approach. *Journal of Business Research*. 2019; 99:87-104. [DOI:10.1016/j.jbusres.2019.01.070]
  24. Lamarche-Vadel A, Blondel B, Truffert P, Burguet A, Cambonie G, Selton D, et al. Re-hospitalization in infants younger than 29 weeks' gestation in the EPIPAGE cohort. *Acta Paediatrica*. 2004; 93(10):1340-5. [DOI:10.1080/08035250410032926] [PMID]
  25. Streveler D, Sherlock S. Health Management Information Systems for Resource Allocation and Purchasing in Developing Countries. 2007.
  26. von Wissmann B, Wastnedge E, Waters D, Gadama LA, Dube Q, Masesa C, et al. Informing prevention of stillbirth and preterm birth in Malawi: development of a minimum dataset for health facilities participating in the DIPLOMATIC collaboration. *BMJ Open*. 2020; 10(11):e038859. [DOI:10.1136/bmjopen-2020-038859] [PMID] [PMCID]
  27. Alber J, Arthur E, Sinoff S, DeBuc DC, Chew EY, Douquette L, et al. A recommended "minimum data set" framework for SD-OCT retinal image acquisition and analysis from the Atlas of Retinal Imaging in Alzheimer's Study (ARIAS). *Alzheimer's Dement Diagnosis, Assessment & Disease Monitoring*. 2020; 12(1):e12119. [DOI:10.1002/dad2.12119] [PMID] [PMCID]
  28. Musa MK, Akdur G, Hanratty B, Kelly S, Gordon A, Peryer G, et al. Uptake and use of a minimum data set (MDS) for older people living and dying in care homes in England: A realist review protocol. *BMJ Open*. 2020; 10(11):e040397. [DOI:10.1136/bmjopen-2020-040397] [PMID] [PMCID]
  29. Hutchinson AM, Milke DL, Maisey S, Johnson C, Squires JE, Teare G, et al. The resident assessment instrument-minimum data set 2.0 quality indicators: A systematic review. *BMC Health Services Research*. 2010; 10(1):166. [DOI:10.1186/1472-6963-10-166] [PMID] [PMCID]
  30. Håkonsen SJ, Pedersen PU, Bygholm A, Peters MDJ, Bjerum M. Speaking the same language: Development of a nutrition minimum data set for healthcare professionals in primary healthcare. *Health Informatics Journal*. 2020; 26(1):248-63. [DOI:10.1177/1460458218824707] [PMID]
  31. Zakerabasali S, Kadivar M, Safdari R, Niakan Kalhori SR, Mokhtaran M, Karbasi Z, et al. Development and validation of the Neonatal Abstinence Syndrome Minimum Data Set (NAS-MDS): a systematic review, focus group discussion, and Delphi technique. *Journal of Maternal-Fetal and Neonatal Medicine*. 2020; 1-8. [DOI:10.1080/14767058.2020.1730319] [PMID]
  32. Shanbehzadeh M, Kazemi-Arpanahi H, Mazhab-Jafari K, Haghiri H. Coronavirus disease 2019 (COVID-19) surveillance system: Development of COVID-19 minimum data set and interoperable reporting framework. *Journal of*

- Education and Health Promotion. 2020; 9. [DOI:10.4103/jehp.jehp\_456\_20] [PMID] [PMCID]
33. Karbasi Z, Kadivar M, Safdari R, Shahmoradi L, Zahmatkeshan M, Zakerbasali S, et al. Better monitoring of abused children by designing a child abuse surveillance system: Determining national child abuse minimum data set. International Journal of Health Planning and Management. 2020; 35(4):843-51. [DOI:10.1002/hpm.2935] [PMID]
34. Sumsion T. The Delphi technique: an adaptive research tool. British Journal of Occupational Therapy. 1998; 61(4):153-6. [DOI:10.1177/030802269806100403]
35. Yeo KT, Safi N, Wang YA, Marsney R Le, Schindler T, Bolisetty S, et al. Prediction of outcomes of extremely low gestational age newborns in Australia and New Zealand. BMJ Paediatr Open. 2017; 1(1):e000205. [DOI:10.1136/bmjpo-2017-000205] [PMID] [PMCID]
36. Shah PS, McDonald SD, Barrett J, Synnes A, Robson K, Foster J, et al. The Canadian Preterm Birth Network: a study protocol for improving outcomes for preterm infants and their families. Canadian Medical Association Open Access Journal. 2018; 6(1):E44-9. [DOI:10.9778/cmajo.20170128] [PMID] [PMCID]
37. Dou L, Wang X, Wang F, Wang Q, Qiao Y, Su M, et al. Epidemic profile of maternal syphilis in China in 2013. BioMed Research International. 2016; 2016:1-8. [DOI:10.1155/2016/9194805] [PMID] [PMCID]
38. Guo Y, Liu Y, He JR, Xia XY, Mo WJ, Wang P, et al. Changes in birth weight between 2002 and 2012 in Guangzhou, China. PLoS One. 2014; 9(12):e115703. [DOI:10.1371/journal.pone.0115703] [PMID] [PMCID]
39. Leal MDC, Szwarcwald CL, Almeida PVB, Aquino EML, Barreto ML, Barros F, et al. Reproductive, maternal, neonatal and child health in the 30 years since the creation of the Unified Health System (SUS). Cienc e Saude Coletiva. 2018; 23(6):1915-28. [DOI:10.1590/1413-81232018236.03942018] [PMID]
40. Guimarães PV, Coeli CM, Regina CA. Reliability of data from a very low birth weight population in the Live Birth Information System 2005-2006. Revista Brasileira de Epidemiologia. 2012; 15(4):694-704. [DOI:10.1590/S1415-790X2012000400002] [PMID]
41. de Oliveira LL, Gonçalves A de C, da Costa JSD, Bonilha AL de L. Maternal and neonatal factors related to prematurity. Revista da Escola de Enfermagem. 2016; 50(3):382-9. [DOI:10.1590/S0080-623420160000400002] [PMID]
42. Germany L, Saurel-Cubizolles M-J, Ehlinger V, Napoletano A, Alberge C, Guyard-Boileau B, et al. Social Context of Preterm Delivery in France in 2011 and Impact on Short-Term Health Outcomes: the EPIPAGE 2 Cohort Study. Paediatric and Perinatal Epidemiology. 2015; 29(3):184-95. [DOI:10.1111/ppe.12189] [PMID]
43. Hanifi SMA, Mahmood SS, Bhuiya A. Cause-specific mortality and socioeconomic status in Chakaria, Bangladesh. Global Health Action. 2014; 7(1):25473. [DOI:10.3402/gha.v7.25473] [PMID] [PMCID]
44. Moth FN, Sebastian TR, Horn J, Rich-Edwards J, Asvold BO. Validity of a selection of pregnancy complications in the Medical Birth Registry of Norway. Acta Obstet Gynecol Scand. 2016; 95(5):519-27. [DOI:10.1111/aogs.12868] [PMID]
45. Gisselmann MD. Education, infant mortality, and low birth weight in Sweden 1973-1990: Emergence of the low birth weight paradox. Scandinavian Journal of Public Health. 2005; 33(1):65-71. [DOI:10.1080/14034940410028352] [PMID]
46. Murray SR, Juodakis J, Bacelis J, Sand A, Norman JE, Sengpiel V, et al. Geographical differences in preterm delivery rates in Sweden: A population-based cohort study. Acta Obstetrica et Gynecologica Scandinavica. 2019; 98(1):106-16. [DOI:10.1111/aogs.13455] [PMID] [PMCID]
47. Silviade S, Eve R. Low birthweight, preterm, and small for gestational age babies in Scotland, 1981-1984. Journal of Epidemiology and Community Health. 1991; 45(3):207-10. [DOI:10.1136/jech.45.3.207] [PMID] [PMCID]
48. Sunderam S, Zhang Y, Suzanne GF, Sheree LB, Lee W, William MC, et al. Assisted Reproductive Technology Surveillance - United States, 2016. Morbidity and Mortality Weekly Report. 2019; 68(4):1037-41. [DOI:10.15585/mmwr.ss6804a1] [PMID] [PMCID]
49. Schults JA, Woods C, Cooke M, Kleidon T, Marsh N, Ray-Barruel G, et al. Healthcare practitioner perspectives and experiences regarding vascular access device data: An exploratory study. International Journal of Healthcare Management. 2021; 14(4):948-55. [DOI:10.1080/20479700.20.1721750]
50. Safdari R, Saeedi MG, Masoumi-Asl H, Rezaei-Hachesu P, Mirnia K, Mohammadzadeh N, et al. National minimum data set for antimicrobial resistance management: toward global surveillance system. Iranian Journal of Medical Sciences. 2018; 43(5):494. [PMCID] [PMID]
51. Gliklich RE, Leavy MB, Dreyer NA. Registries for Evaluating Patient Outcomes: A User's Guide. (Prepared by L&M Policy Research, LLC, under Contract No. 290-2014-00004-C with partners OM1 and IQVIA) AHRQ Publication No. 19 (20)-EHC020. Rockville, MD: Agency for Healthcare Research and Quality. 2020. [DOI:10.23970/AHRQEPREGISTRIES4]
52. Grosse SD, Green NS, Reeves SL. Administrative data identify sickle cell disease: A critical review of approaches in US health services research. Pediatric Blood & Cancer. 2020; 67(12):e28703. [DOI:10.1002/pbc.28703] [PMID] [PMCID]

**Appendix 1.** Result in PubMed engine search

PubMed Search strings	Result
<p>(prematurity OR preterm OR ELBW [All Fields] OR low birth weight [All Fields] OR light for gestational age [All Fields] OR LBW [All Fields] OR SGA [All Fields] OR preemies [All Fields] OR preemies [All Fields] OR early birth [All Fields] OR preterm delivery [All Fields] OR preterm labor [All Fields])) AND (Neonatal [All Fields] OR neonate [All Fields] OR infant [All Fields] OR baby [All Fields] OR neonate [All Fields] OR neonatal [All Fields] OR prenatal [All Fields] OR perinatal [All Fields])) AND (Maternal [All Fields] OR mother [All Fields] OR maternity [All Fields] OR pregnancy [All Fields] OR pregnant [All Fields] OR motherly [All Fields])( AND (Registries OR Medical Records OR "Databases as Topic" OR Datasets as Topic OR Information Systems Registr*[ All Fields] OR Medical record [All Fields] OR Medical records [All Fields] OR Database* [All Fields] OR Databank* [All Fields] OR Data bank [All Fields] OR data banks [All Fields] OR dataset* [All Fields] OR data set[All Fields] OR data sets[All Fields] OR information system [All Fields] OR information systems [All Fields])</p>	1718

*Journal of Pediatrics Review*